



M



I



RSR820

30mm

2



I



19

RSR820

DIN


RSR820-T

DIN



DIN

I



10cm

I



M





Ruino



1

WEB

PC

PC

WAN0 GE1-GE4

PC IP

192.168.1.2~ 192.168.1.254

255.255.255.0

192.168.1.1

192.168.1.1

WEB

admin/admin



2

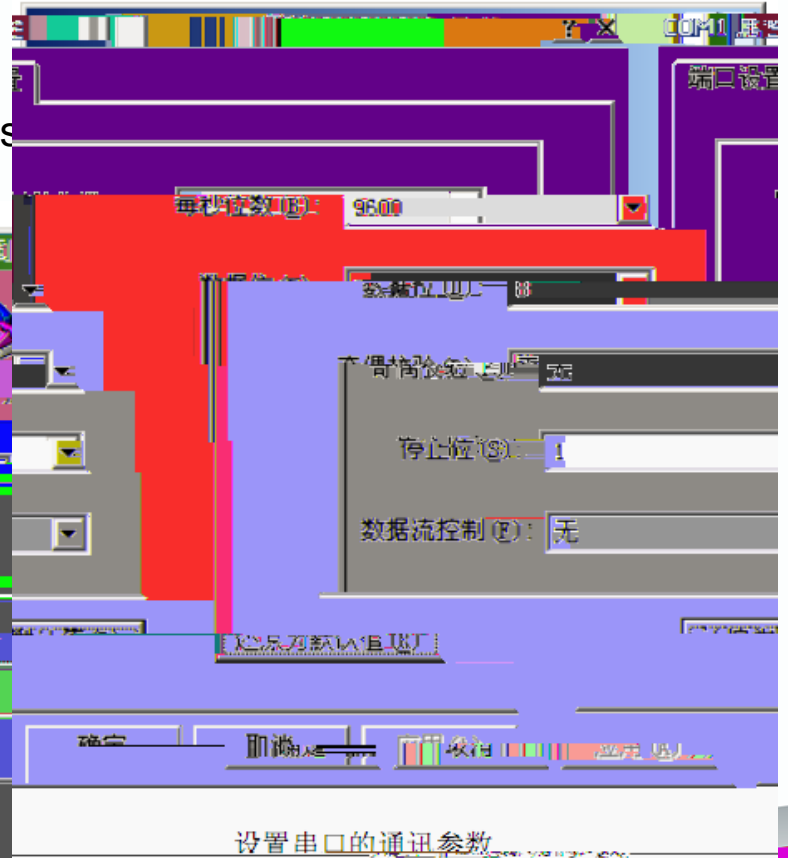

CLI

PC

Windows

RS232

Console



建立新连接

连接到设备

设置串口的通讯参数





```
Router(config)#ip route 0.0.0.0 0.0.0.0 cellular 0/0 // 4G
```

```
Ruijie(config)#exit //
```

```
Ruijie#write // write
```

```
Ruijie#show running-config // show running-config
```

